



1963 NEWS



BUTLER & SMITH, INC.

SOLE IMPORTERS IN THE U. S. A.

160 WEST 83RD STREET
NEW YORK 24, N. Y.



A high-performance single cylinder machine with "floating engine". This new BMW single has its 18 HP, OHV engine mounted in rubber blocks with the result that vibration is practically eliminated. All BMW motorcycles have adjustable rear shockabsorbers, are built to take extra passenger and luggage loads and are suitable for operation with sidecar. BMW wheels have 18" polished light-alloy rims and large, safe, full-hub brakes. Bosch 6V/60-90 Watt lighting system is used throughout.



BMW R 27 Touring and Sport

Horsepower	18
Displacement	245cc
Bore and Stroke	68x68mm
Revolution p.min.	7400
Compression Ratio	8.2:1
Tank Capacity	4 gals.
Tires and Wheels	3.25x18
Weight	345 lbs.
Handlebar Width	29"
Overall Length	86"
Saddle Height	30"



BMW R 50 Touring and Sport

Horsepower	26
Displacement	490cc
Bore and Stroke	68x68mm
Revolution p.min.	5800
Compression Ratio	6.8:1
Tank Capacity	4.4 gals.
Tires and Wheels	3.50x18
Weight	425 lbs.
Handlebar Width	29"
Overall Length	86"
Saddle Height	30½"

BMW R 50

The popular, medium priced touring and sports motorcycle with the horizontally opposed, two cylinder, OHV engine. This same engine layout is used in all BMW Twins and all have magneto ignition, dual carburetors and dual exhaust system. The Bosch ignition system is waterproof and has automatic spark advance. All BMW motorcycles have the four-speed footshift transmission flanged directly to the engine. The drive is directly off the crankshaft via the single-plate automobile-type clutch. All BMW models can be equipped with dual seat.

BMW R 50 S SPORT

A fast and powerful sports motorcycle with high-compression, OHV engine, developing 35 HP. BMW Twins are famous for excellent cooling characteristics due to the BMW flat twin layout and the extensive use of heat-dissipating alloy materials. King-size, disposable micro-airfilter and fuel filter with water trap are standard equipment on all BMW Twins. BMW machines are 100% oil-tight and have wet-sump lubrication. Note absence of exposed oil lines. All BMW machines are equipped with Bosch 6V/60-90W lighting system with charge indicator and neutral indicator lights, also with lighted speedometer. The new, easy to operate hydraulic steering dampener is standard equipment on the R-50 S (also standard on R-69 S).



BMW R 50 S Sport

Horsepower	35
Displacement	490cc
Bore and Stroke	68x68mm
Revolutions p.min.	7650
Compression Ratio	9.2:1
Tank Capacity	4.4 gals.
Tires and Wheels	3.50x18
Weight	430 lbs.
Handlebar Width	29"
Overall Length	86"
Saddle Height	30½"



BMW R 60 Touring and Sport


Horsepower	30
Displacement	590cc
Bore and Stroke	72x73mm
Revolutions p.min.	5800
Compression Ratio	7.5:1
Tank Capacity	4.4 gals.
Tires and Wheels	3.50x18
Weight	430 lbs.
Handlebar Width	29"
Overall Length	86"
Saddle Weight	30½"

BMW R 60

A rugged two-cylinder motorcycle for high cruising speeds with abundant power to provide for heavy passenger and luggage load or operation with sidecar. Now with 30 HP, OHV engine and improved high-pressure lubrication. The robust rear-end ring and pinion gears and the enclosed shaft drive of BMW motorcycles are running in oil-bath and never need adjustment. The reliable magneto ignition of BMW Twins eliminates all worries about battery failure. All BMW motorcycles are equipped with the costly Earles-type front fork.

BMW R 69 S – SPORT

Those riders desiring the ultimate in performance will find it in this superb sports machine. The 9.5:1 compression ratio allows the use of high-octane gasolines to fullest advantage. The engine has the new high pressure lubrication, polished cylinder heads, extra strong clutch plate and vented transmission. The new R-69 S Sport is equipped with the easy to operate hydraulic steering dampener (also standard on R-50 S). The R-69 S Sport is a true example of precision workmanship and it represents the best BMW has to offer to the experienced motorcycle sportsman.



BMW R 69 S Sport

Horsepower	42
Displacement	590cc
Bore and Stroke	72x73mm
Revolutions p.min.	7000
Compression Ratio	9.5:1
Tank Capacity	4.4 gals.
Tires and Wheels	3.50x18
Weight	445 lbs.
Handlebar Width	29"
Overall Length	86"
Saddle Height	30½"

BMW R 69 S equipped with extra-wide dual seat with handgrips (as shown), or with solo saddle and sports pillion.

BMW R 60 – with Sidecar "Special"

A perfect combination for sport and travel. All BMW Twins are equipped with sidecar lugs for right-hand sidecar attachment. The Earles-type front fork is adjustable for sidecar use. BMW Twin sidecar units are delivered with special gear ratio, extra heavy suspension springing, etc. Sidecars are equipped with hydraulic brake, sparewheel, windshield, dustcover, locking luggage compartment. Sidecars are quickly detachable and have fine upholstery finish.



BMW R 60 with Sidecar "Special"

Horsepower	30
Displacement	590cc
Bore and Stroke	72x73mm
Revolutions p.min.	5800
Compression Ratio	7.5:1
Tank Capacity	4.4 gals.
Tires and Wheels	3.50x18 front 3.50x18 sidecar 4.00x18 rear
Weight w. sidecar	665 lbs.
Width w. sidecar	64"
Length w. sidecar	94.5"
Saddle Height	30½"
Weight of Sidecar alone	264 lbs.
Carrying Capacity of sidecar	275 lbs.



☆☆☆ **STAR PERFORMANCES** ☆☆☆

☆ **WORLD 24-HOUR RECORD...**

Team work by four British riders and the clock-like precision of the speedy BMW R-69 S SPORT resulted in a new 24 hour World Speed Record. On April 1, 1961 the new mark was set at 109.24 m.p.h. on the Montlhery track in France.

Total mileage covered in the 24 hours was 2,622 miles.

☆ **U.S. COAST-TO-COAST RECORD...**

Set by John Penton of Lorain, Ohio, on a stock BMW R-69 Super-Sport, the New York-Los Angeles record still stands at 52 hours, 11 minutes. A testimonial to a superb rider and to world-famous BMW reliability and performance.

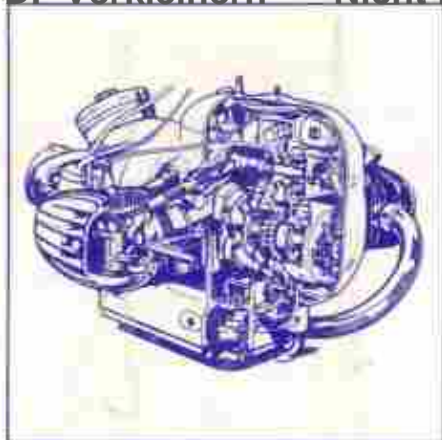
What The Experts Say.....

"Cycle" Magazine, Los Angeles, Cal. "A Remarkable Bike"

"Motorcyclist", Pasadena, Cal. "King of Endurance"

"The Motor Cycle", England "A Real Eye-ful"

"Popular Science" USA "Rolls Royce of Motorcycles"



PICTURE OF POWER

The BMW Twin Overhead-Valve Engine with Magneto Ignition, 4-speed Transmission, Single-plate Clutch, High-pressure Lubrication from integral oil sump, Micronite Airfilter, Dual Carburetors, Dual Exhausts.




PICTURE OF PRECISION

The BMW Rear Drive showing Driveshaft, Ring and Pinion Gears all running in hermetically sealed oil bath. Kingsize Brake Drum, adjustable Hydraulic Shock-Absorber, Swingarm Suspension, Knock-out Axle, sealed Speedometer Drive Gear.



PICTURE OF PERFECTION

The BMW Single Overhead-Valve Engine with 18 HP output, featuring elastic Rubber Mountings for vibration-free running. Hermetically sealed "Bosch" Electrical System, integral Oil Sump, Top Economy and Life Expectancy.



B M W endeavors to build the best motorcycle at the lowest price. Every BMW motorcycle is guaranteed against defective material or faulty workmanship for 6,000 miles or 6 months from date of sale, whichever occurs earlier.

B M W motorcycles are sold throughout the U.S.A. by authorized dealers. They are supported by the fastest parts service in the motorcycle industry.

YOUR BMW DEALER